



# 2008-2009 GMT Quarterly Report for District (or Undistricted) **District A 1**



GMT: **TERRY GRAHAM**

Location: **ONTARIO**

GMT CA: **1 & 2**

## CLUBS

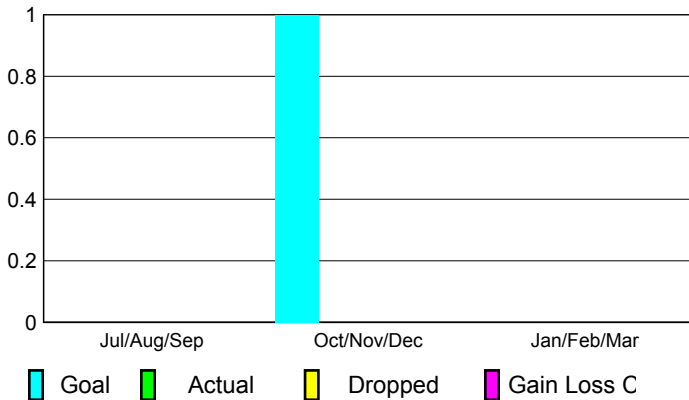
### Club Results 2008-2009

### Clubs 2007-2008

Month	New Club Goal	Actual New Clubs	Actual Dropped Clubs	Gain/Loss of Clubs	Gain/Loss of Clubs
Jul/Aug/Sep	0	0	0	0	0
Oct/Nov/Dec	1	0	0	0	0
Jan/Feb/Mar	0	0	0	0	0
<b>Totals</b>	<b>1</b>	<b>0</b>	<b>0</b>	<b>0</b>	<b>0</b>

### Club Results 2008-2009

Goal, New, Dropped, Gain/Loss



## MEMBERSHIP

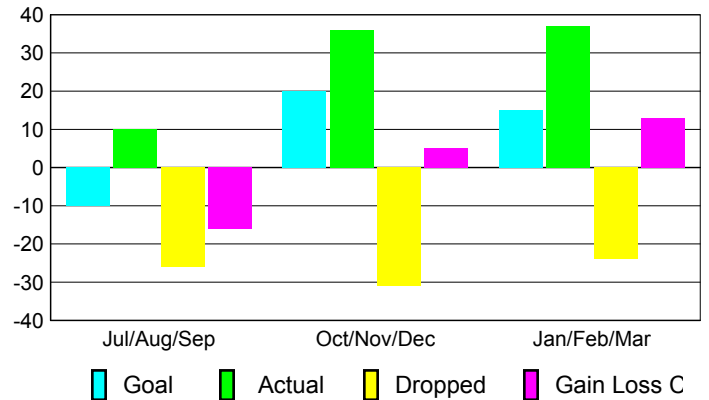
### Membership Results 2008-2009

### Membership 2007-2008

Month	Net Memb Goal	Actual New Memb	Actual Dropped Memb	Gain/Loss of Memb	Gain/Loss of Memb
Jul/Aug/Sep	-10	10	-26	-16	-19
Oct/Nov/Dec	20	36	-31	5	11
Jan/Feb/Mar	15	37	-24	13	-2
<b>Totals</b>	<b>25</b>	<b>83</b>	<b>-81</b>	<b>2</b>	<b>-10</b>


### Membership Results 2008-2009

Goal, New, Dropped, Gain/Loss



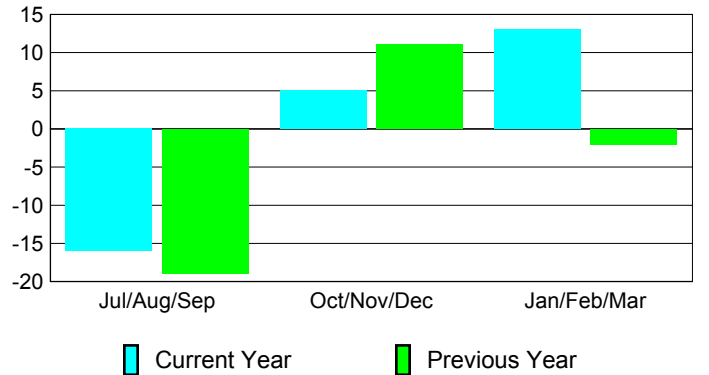
### Comparison of Club Gain/Loss

Current Year Compared to the Previous Year




### Comparison of Membership Gain/Loss

Current Year Compared to the Previous Year



### YTD Status Quo Clubs 2008-2009

Status Quo Clubs Compared to Status Quo Members



### Gender Comparison 2008-2009

